

# McKeever Histopathology

952-946-0035, 7723 Flying Cloud Drive, Eden Prairie, MN 55344

Clinic Name: \_\_\_\_\_ Veterinarian: \_\_\_\_\_

Phone: \_\_\_\_\_ Fax: \_\_\_\_\_

Email: \_\_\_\_\_

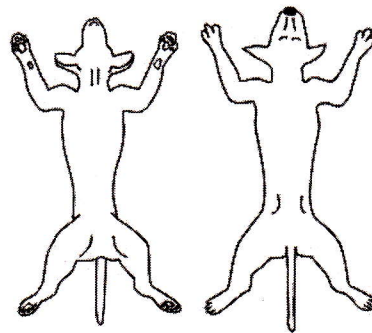


## General Guidelines for Ideal Skin Biopsy

- Do not shave, scrub, or clean areas prior to biopsy.
- Use a 4 – 6mm punch biopsy
- High Yield Samples include but are not limited to: crusts, pustules, abnormal epithelium adjacent to ulcers, and erythematous skin.
- Low Yield Samples include: lesions devoid of epithelium and normal skin.
- Ideals Samples will include: epithelium, dermis, and subcutis

Client Name: \_\_\_\_\_ Patient Name: \_\_\_\_\_

Species: \_\_\_\_\_ Breed: \_\_\_\_\_ Age: \_\_\_\_\_ Sex: \_\_\_\_\_

## Location of Biopsies



Is patient Pruritic? \_\_\_\_\_  
History: \_\_\_\_\_

Concurrent Diseases: \_\_\_\_\_

Previous treatment, Response to treatment, and All current medications. Use back of form if needed.

Digital pictures are encouraged and can be emailed to [mckeeverhistopath@gmail.com](mailto:mckeeverhistopath@gmail.com)  
Please include patient and clinic name in the subject line.

**MCKEEVER**  
DERMATOLOGY CLINICS

